


# THING


By Robin Klein



T. Shaw

## About the book

When Emily Forbes finds a rock in a nearby park, she has no idea that it is the egg of a prehistoric creature. She calls it Thing. When it hatches, Emily and her mother find themselves with a playful, apple-green, prehistoric, vegetarian TV addict.




It won the CBCA award for junior readers back in 1983. Emily & Thing's story became so popular that Klein & Lester teamed up 2 years later to produce *Thingnapped* when we see how well (or not) Emily and Thing cope with being separated from each other.

Belonging & friendship are the underlying themes that link most of Klein's books.

She went on to publish a spate of Thing books in the mid 1990's called *Thing Finds A Job*, *Thing's Concert*, *Thing's Birthday* and *Thingitis*.

## About Robin Klein

**Robin Klein** was born 28 February 1936 in Kempsey, New South Wales into a family of nine children. Leaving school at age 15, Klein worked several jobs before becoming established as a writer, having her first story published at age 16. She would go on to write more than 40 books, including *Hating Alison Ashley* (adapted into a feature film in 2005), *Halfway Across the Galaxy* and *Turn Left* (adapted into a television series for the Seven Network in 1992), and *Came Back to Show You I Could Fly* (adapted into a film directed by Richard Lowenstein in 1993).



Klein's books are hugely celebrated, having won the CBCA Children's



Book of the Year Award in both the Younger Readers and the Older Readers categories, as well as a Human Rights Award for Literature in 1989 for *Came Back to Show You I Could Fly*. Klein is widely considered one of Australia's most prolific and beloved YA authors.

In 1991 Robin Klein was awarded the Dromkeen Medal for her significant contribution to the appreciation and development of children's literature in Australia. Robin was the recipient of an honorary Doctorate (Doctor of Letters - Honoris Causa), from the University of Newcastle in 2004.

Sadly Klein suffered from an aneurysm about a decade ago and has been unable to write since. The *Thing* books are currently unpublished but most school libraries will have them and they can be purchased second hand.

### **About the illustrator**

**Alison Lester** AM is an Australian author and illustrator who has published over 25 children's picture books and two young adult novels; *The Quickstand Pony* and *The Snow Pony*. In 2005 Lester won the Children's Book Council of Australia Picture Book of the Year for her children's book, *Are We There Yet?: A Journey around Australia*. Her books have been published worldwide. In 2016, Alison was awarded the Dromkeen Medal for her outstanding achievement in the creation of Australian children's and young adult literature, and in 2018 she became the first children's book writer to win the Melbourne Prize for Literature, for her contribution to Australian literature and cultural and intellectual life.








<https://alisonlester.com/>



# THING

# (Sequencing activity)



Mrs McIlvray offered to take Thing for healthy walks in the park.

Thing waited patiently for the crooks to unload his TV from their van.

Thing didn't like being in the backyard. Mrs McIlvray scolded him.

Mrs McIlvray said that Thing had to go. Emily was very sad.

Thing became very good at freezing into different shapes.

Emily poked her rock and it fell apart and a stegosaurus popped out.

## THING Wordsearch

B M J J Z C Q K M N  
P G U Z L W N F O M  
A V S N Q M L I O U  
F R E E Z E S C S E  
S K C U V I R T K S  
O C V H V Y E H O U  
C O H E I G M I O M  
K R L N W G I N R G  
S E G C L I L G C Y  
T S A L A D Y N A P

*CROOKS*  
*CRYING*  
*EMILY*  
*FREEZE*  
*MUSEUM*  
*ROCK*  
*SALAD*  
*SOCKS*  
*TELEVISION*  
*THING*



## THING

### Punctuation

These sentences need capital letters and full stops, talking marks, shouting marks, shouting marks, apostrophes for contractions and question marks. The first one is done for you.



1. "When you grow up you can have a farm full of animals" said Emily's mum.
2. Rocks weren't plentiful in the suburbs. One day Emily found one but it wasn't special
3. Mrs McIlvray couldn't complain about a pet rock said Emily's mother
4. What on earth can it be said Emily's mother.
5. Come along thing said Emily
6. You'll have to smuggle him out into the park but don't let Mrs McIlvray see him said Mrs Forbes
7. You've bought a Saint Bernard dog. The rule here is no pets shouted Mrs McIlvray
8. You naughty little girl scolded Mrs McIlvray
9. Can you ask your dinosaur to step aside out of the way asked the policeman

## THING True or False

Where these events from the story true or false? (Write the word in full)



Event	True or False
Emily really wanted a pet	
Pets were allowed in Mrs McIlvray's block of flats	
It's easy to find big rocks in the suburbs	
Emily called her stegosaurus 'Thing'.	
Thing was a meat eater	
Thing loved watching TV	
Thing understood the need for quiet	
The jogger nearly saw Thing.	
Emily had to keep Thing quiet in the flat.	
Thing slept on the end of Emily's bed.	
Thing liked living at Emily's place.	
The artists didn't believe Thing was a dinosaur.	
Mrs McIlvray didn't believe that Thing was a piece of antique furniture.	
Emily was happy that Thing had to go	
Thing wasn't happy that the TV was being taken away by crooks.	
Thing blocked the crook's van.	
Mrs McIlvray let Thing stay.	



## Paper plate Stegosaurus

### Materials:

- paper plate
- toilet paper roll
- scissors
- red paper
- green paint, paintbrush
- pencil
- felt pen
- tape

### Directions:

1. Cut the paper plate and cardboard tube in half.
2. From one half of the paper plate, trace and cut out the stegosaurus' head and tail piece. Use the natural curve of the plate for the tail.
3. Paint all the pieces green except for the tail spikes and allow to dry.
4. Tape the head and tail pieces on the back of the paper plate.
5. Cut some triangles from red paper and tape to the back for the dorsal plates.
6. Cut two slits about halfway down the tubes so they line up and insert the plate.
7. Draw details on the face and toes or cut out toes and glue on.
8. Your stegosaurus stands up.



If you type in 'paper plate stegosaurus' into Google you will get dozens of great ideas to suit different age groups or abilities in your class. This idea comes from: <http://easypreschoolcraft.blogspot.com/2015/01/paper-plate-dinosaur-stegosaurus-craft.html?pref=pi&m=1>





# THING

## crossword



**Across**

- 1. Thing loved watching.....
- 3. Emily did this so much she had to pretend she had hay fever.
- 4. Thing 'caught' the two .....
- 6. She loved Thing.
- 8. When Emily yelled ..... Thing stood perfectly still.


**Down**

- 1. He was a stegosaurus
- 2. Emily put .....on Thing's feet when they came back from the park.
- 5. Mrs McIlvray made thing an expensive ..... of broccoli, eggplant and avocado.
- 7. Emily was worried that Thing would end up in a glass case in a .....
- 9. Emily found a ..... which she thought would make a good 'pet'.



**BONUS ACTIVITY**

# Thingnapped'



In thingnapped, Thing is kidnapped by the mean and nasty Stephanie Strobe. Poor, Emily thinks he is lost ad Thing thinks Emily is still in the park counting to 350! Imagine Emily puts up a missing poster for Thing. Using your fact sheet on Stegosauruses and what you know about Thing, make a missing 'dinosaur' poster for him

Rough draft answers below

Owner: *Emily*

Color: .....

Size: .....

Favourite food: .....

Favourite thing to do: *Watch.....*

What he can do: *When Emily yells.....* he can  
.....  
.....

Where he was last seen: In the .....


A fact about stegasourus's:  
.....  
.....

Owner: *Emily Forbes* (Phone number: .....) )

Consider a reward but remember Emily doesn't have a lot of money.

# MISSING PET

## Thing (A stegosaurus)



**Owner**

**Emily**

**Colour:**

**green**

**Size:**

**8-9 metre long**

**Favourite Food:**

**salad**

**Favourite thing to do**

**Watch TV and play hide and seek**

**What he can do:**

**When Emily yells 'freeze' he makes himself blend into his surroundings.**



**Where he was last seen: Playing hide and seek in the park.**

**A stegosaurus has spikes on the end of its tail.**

**REWARD \$100**

*Sample*





### Student work samples for Thing

*Hatching eggs (just add water) and papier mache egg shells (from craft shops) with plastic dinosaurs (from toy shops) Stegosaurus scenes, sketching a stegosaurus using step by step instructions and creating a Thing missing 'dinosaur' poster.*


2020 All rights reserved. This product is bound by copyright laws. Redistributing, editing, selling, or posting this item (or any part thereof) on the Internet are all strictly prohibited without first gaining permission from the author. This product can be located by doing a Google search if placed on websites without permission from the author. Violations are subject to the penalties of the Digital Millennium Copyright Act. Please contact the author if you wish to be granted special permissions.



Distance learning pack for Thing sent home for two Glen Park PS students (grade 2) learning off-site.

*The pack contains copies of the book, same craft activities which includes a paper mache egg and stitch and sow dinosaur (all bought from craft stores) A dinosaur in an egg (just submerge in water) and some sticker activity book.*





### How to draw a stegosaurus

- <https://i.pinimg.com/564x/2b/94/e9/2b94e9c572609022bd54e71608f8936c.jpg>
- <https://www.artforkidshub.com/wp-content/uploads/2016/01/stegosaurus-pinterest.jpg>
- <https://www.wedrawanimals.com/wp-content/uploads/2014/08/stegosaurus-tutorial.png>

Draw your own Stegosaurus and add it to a painted background (suburban neighbourhood or prehistoric landscape) refer student samples on page 13.

*I have included original artwork in this unit by Alison Lester. Currently Thing and Thingnapped are not in print.*